

Avoid Fines from Violating the Telephone Consumer Protection Act (TCPA)

Why the TCPA matters to you:



You will be **personally liable** for any violations of the TCPA.



Fines can be as much as **\$500 per call or text**, and add up quickly.

Before making your next call or text:



DO NOT use an **automated platform vendor** to call or text potential customers.

DO NOT leave pre-recorded messages.



Check phone numbers against Do Not Call Lists prior to making any calls or texting.



Get prior written consent before calling or texting a number on the **Do Not Call Lists**.

TCPA Myths Dispelled

Myth 1:

"The TCPA applies to calls, not texts."

NOT TRUE. *The TCPA covers both calls and texts.*

Myth 2:

"I checked the Do Not Call (DNC) Lists when I got the number; I'm covered."

NOT TRUE. *Numbers are added to the DNC Lists all the time. If you haven't recently checked the number against the DNC Lists, you must do so before calling or texting.*

Myth 3:

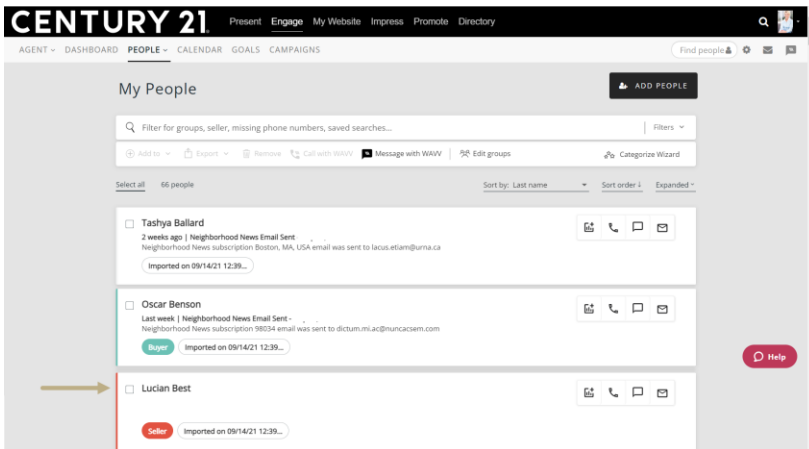
"A friend gave me this person's number, so I don't need to check the DNC Lists."

NOT TRUE. *If the person you are going to call or text did not give you the number, you must check the DNC Lists.*

CENTURY 21[®]

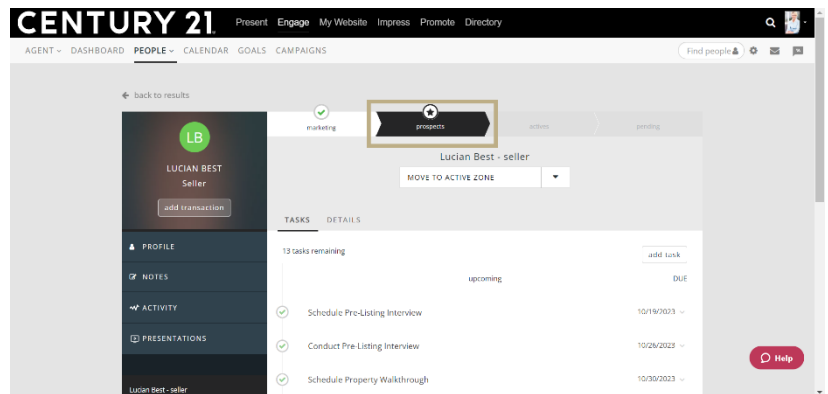
Create a Presentation from MoxiEngage

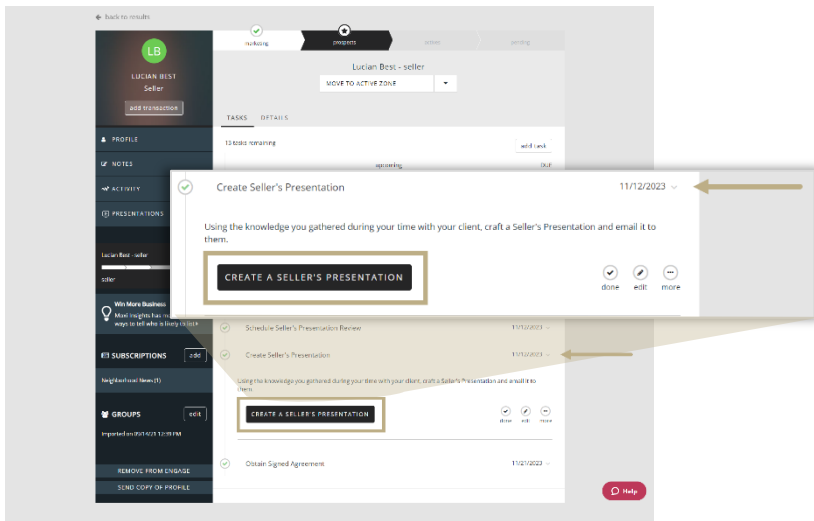
Quickly and easily create a presentation in MoxiPresent® from MoxiEngage®. This presentation will appear in both MoxiPresent and MoxiEngage. You can create a presentation two ways, from the **Task** list or from the **Presentations Quick Start** button.



To get started, from **My People** select your **Contact name**.

To create a presentation from the **Task** list first be sure your contact has moved into the **Prospects** zone.





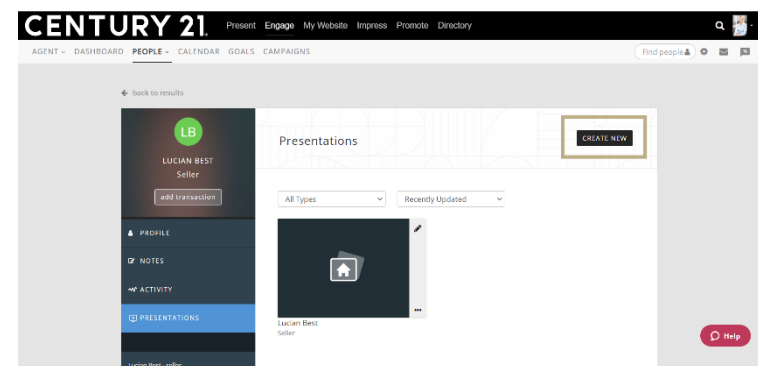
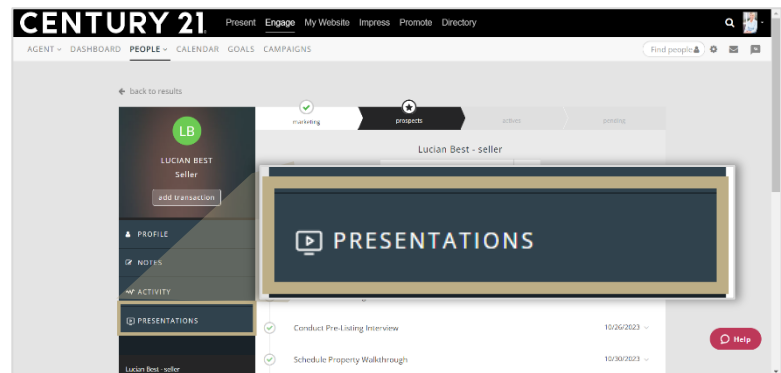
From the **Task** list, scroll down to Create Seller's Presentation (or Buyer's Presentation depending on the type of contact this is).

Click the **Create a Seller's Presentation** button.

This will launch **MoxiPresent**. Follow the steps for creating a presentation within MoxiPresent.

You can also create a presentation from the left menu.

Click the **Presentations** button.



If you've created any type of presentation in MoxiPresent, they will appear here.

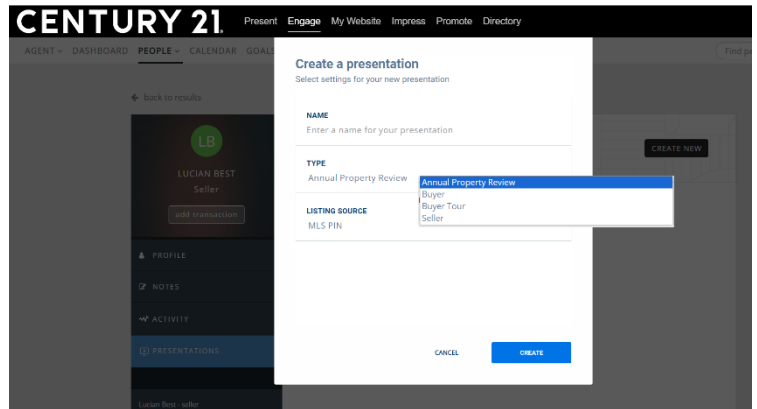
To create a new presentation, click the **Create New** button.

Follow the prompts to name and create an Annual Property Review, Buyer, Buyer Tour or Seller presentation.

Clicking **Create** gets your presentation started and launches you into MoxiPresent.

Complete the setup of your presentation in MoxiPresent.

Remember, in MoxiEngage, you can always click the Presentations button to see what presentations you've set up in MoxiPresent!



***If you choose to make contact by phone or text (i) check phone numbers against the federal DNC registry, any state DNC list and your company DNC list (ii) do NOT use autodialers and (iii) do NOT use artificial voice or pre-recorded messages.**

****Emails must follow CAN-SPAM rules. You should also check to make sure you follow the Do Not Email/Unsubscribe Requests.**